



## Hatherleigh Community Primary School

Home learning      Week beginning: 18.1.21


To access Phonics Play please use:

**username: jan21**

**password: home**

	English	Maths	The wider curriculum
<b>Monday</b>	<p><b>Reading</b> All- If you have the book share the story of Goldilocks and the 3 bears or watch it at <a href="#">Goldilocks and the three bears   LearnEnglish Kids   British Council</a></p> <p><b>Writing</b> This week we are thinking about a different traditional tale- Goldilocks and the 3 bears. Share the Goldilocks story powerpoint together or read any version of the story that you have at home. All- Complete the Goldilocks sequencing activity. Cut out the images and stick them in the correct order. Use the images to re-tell the story using story language.</p> <hr/> <p><b>Phonics</b> Re-cap the Phase 2 tricky words- I, no, go, to and the. Make sure you can recognise and spell them. Use household objects to spell the words e.g. spaghetti,</p>	<p>Watch the White Rose Maths- Alive in 5- week 3-session 1 video and complete the activity. <a href="#">Alive in 5! - Week 3   White Rose Maths</a> * If you have some scales use them but if you don't you can hold your hands out to the side and compare weights. What is the heaviest object you can find and hold? What is the lightest object you can find and hold? Take a photograph and upload it to Class Dojo showing what happens to the scales. **As above THEN complete the heavy or light resource by cutting out the images and sticking them on the scales in the correct place. The cutting is a bit fiddly so ask an adult to help you. ***As above THEN write a sentence to go with the images e.g. 'The elephant is heavier than the balloon.'</p>	<p><u>Physical development</u>- Exercise with Joe Wicks on Youtube. It is live at 9:00am but you can access it any time after that.</p> <p><u>Science</u>- The three bears love eating porridge. Make some porridge and add your favourite topping. Which do you like best- honey? chocolate chips? Raisins? Remember to send us a picture and let us know if you enjoyed your porridge.</p>

matchsticks, stones, sweets...anything!  
Remember to upload your photographs to class Dojo.  
Learn the digraph 'ur'. The action for ur, er and ir is the same.



Practice writing 'ur' joined up in pre cursive writing with whooshes and flicks. Read the sentence- 'I have a burn and it hurts.'

Watch the short 'ur' video on BBC Bitesize at [The ur sound | Phase 3 Phonics | ur words - BBC Bitesize](#)

- \*Write 'surf'.
- \*\*Write 'I can surf.'
- \*\*\*Write 'I can surf and turn.'

**English**

**Maths**

**The wider curriculum**

**Tuesday**

**Reading**

All- Sing the Goldilocks song. See if you can read along to the words on the screen.

[The Goldilocks song | LearnEnglish Kids | British Council](#)

**Writing**

Watch the White Rose Maths- Alive in 5- week 3- session 2 video and complete the activity.

[Alive in 5! - Week 3 | White Rose Maths](#)

\*Fill containers using sand/water/ porridge oats (anything!). Use the correct vocabulary to describe the containers. Can you make a container full/ empty/ half full/ nearly full? You could do this activity at bath time.

Topic- Use a book or the internet to find out a fact about real bears. Write your fact and draw a picture to go with it. Remember to share it on class Dojo.

Physical development-Practice your cutting and sticking by making some Goldilocks cone characters. Cut them out,

Re-tell the story of Goldilocks and the 3 bears. What did Goldilocks do in the bears house? What happened when the bears came home? Use different voices for each character to re-tell the story.

\*Cut out the Goldilocks images and stick them on a straw/ lollipop stick/pencil.

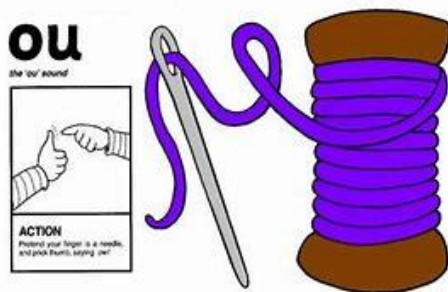
Use the puppets to re-tell the story.

\*\*Make the stick puppets as above. Have a go at writing the names of the characters from the story- Mummy bear, Daddy bear, Baby bear and Goldilocks.

### Phonics

In your pink sound book re-cap all the Phase 2 and 3 sounds we have learned so far. Make sure you know them all.

Learn the digraph 'ow'. The action is the same for 'ou' and 'ow'.



Practice writing 'ow' joined up in pre cursive writing with whooshes and flicks.

Read the sentence-'A cow in the town.'

Watch the short 'ow' video on BBC Bitesize at [The ow sound | Phase 3 Phonics | ow words - BBC Bitesize](#)

\* Write 'owl'.

\*\*Complete the magic potion capacity resource. Cut out the potion bottles and stick above the correct word.

\*\*\* Complete the \* and \*\* activity.

wrap them around and stick. You could then use them to act out the story in your own words.

	<p>**Write 'The cow fell down.'</p> <p>***Write 'I fell down in the town.'</p> <p>.....</p>		
	<b>English</b>	<b>Maths</b>	<b>The wider curriculum</b>
<b>Wednesday</b>	<p><b>Reading</b></p> <p>* Explore the links to online books from the class newsletter. Choose a book to read.</p> <p>**Explore the links to online books from the class newsletter. Choose a book to read and complete one of the activities on the website.</p> <p>***Explore the links to online books from the class newsletter. Choose a book to read and complete one of the activities on the website. Send us a message on Class Dojo telling us if you enjoyed the book or not. Why did/didn't you?</p> <p><b>Writing</b></p> <p>*Find 3 teddies of different sizes. Use the teddies to act out the story. Perhaps you could use a doll for Goldilocks.</p> <p>**Complete * then choose one of the characters to write a speech bubble for. What does the character say in the story?</p> <p>***Complete * then choose two or more of the characters to write a speech</p>	<p>Watch the White Rose Maths- Alive in 5- week 3-session 3 video and complete the activity.  <a href="#">Alive in 5! - Week 3   White Rose Maths</a></p> <p>*Get 3 containers of different sizes. Choose something to fill them with. Fill each container using the same object to fill with e.g. egg cup, spoon or teacup. Count how many it takes to fill each container. Can you order the containers from smallest capacity to largest capacity? Which container holds the least/most?</p> <p>**As above but write the numbers underneath each one e.g. 3 cup.</p> <p>***Complete the * and ** activity but use 5 different sized containers. Can you order all 5 containers from smallest to largest capacity.</p>	<p><u>Physical development</u>- Exercise with Joe Wicks on Youtube. It is live at 9:00am but you can access it any time after that.</p> <p><u>Music</u>-Listen to the Goldilocks song again at <a href="#">The Goldilocks song   LearnEnglish Kids   British Council</a></p> <p>Learn the words and sing along. If you have instruments at home see if you can play along in time to the music. If you don't have instruments you could use pots and pans instead.</p>

bubble for. What does the character say in the story?


### Phonics

Play Phonics play pick a picture

[www.phonicsplay.co.uk](http://www.phonicsplay.co.uk)

- Phase 3- digraphs. Read the word then click on the correct image.

Learn the digraph 'oi'.



Practice writing 'oi' joined up in pre cursive writing with whooshes and flicks.

Read the sentence- 'Can oil boil?'

Watch the short 'oi' video on BBC Bitesize at [The oi sound | Phase 3 Phonics | oi words - BBC Bitesize](#)

\* Write 'coin'.

\*\*Write 'Flip a coin.'

\*\*\*Write 'Will a coil boing?'

### English

### Maths

### The wider curriculum

Thursday

#### Reading

All: Read to an adult for 10 minutes.

#### Writing

Today we are thinking about capital letters and full stops in sentences. Talk about how capital letters are used at the start of a sentence and also for names.

*-You need a matchbox for today's Maths so you might prefer to do your Art activity first!-*

Watch the White Rose Maths- Alive in 5- week 3- session 4 video and complete the activity.

[Alive in 5! - Week 3 | White Rose Maths](#)

#### Religious education-

RE- What stories are special to Christians and Jews? What happens in a story from the Bible?

Explain that the children will be looking at a book that is very special to Christians.

All: Cut out the boxes from the worksheet and mix them up on the table. Stick the words in the right order to make sentences. Remember that sentences will always start with a capital letter and that you will need a full stop at the end.

\*Cut out the words for just 2 of the sentences. Support your child with reading the words.

\*\*Cut and stick down 3 of the sentences.

\*\*\* Cut and stick down in order all 6 sentences.

### Phonics

Teach 'ear'. The 'ear' sound is made up of 3 letters-it is a trigraph. What other trigraph have we already learnt? (*igh*)

### Watch 'ear' video on youtube

<https://www.youtube.com/watch?reload=9&v=4JSwmp61nXo>

Also watch 'ear' clip below:

<https://www.bbc.co.uk/bitesize/topics/zvq9bdm/articles/z4p3pg8>

### All:

Practice writing ear

Listen carefully to the sounds around you. Write and complete the following sentence:

***I can hear...***

**All:** Go on a hunt to find some objects that will fit inside a matchbox. You could look around your house or outside. Make sure you think about the size and length of each object you find. How many objects fit inside your matchbox altogether?

Challenge: Find the biggest number of objects that you can fit in your matchbox. What is the fewest number of objects you can use to fill up your matchbox?

Talk about the Bible. Look at a Bible at home if you have one.

Today we are looking at one of the stories in the Bible-the Calming of the storm. Read the story from the Bible or watch it on Youtube

<https://www.youtube.com/watch?v=seGolLtqokY>

(Stop watching at about 4:00 minutes)

Colour in a picture of Jesus calming the storm. Ask your child what they can remember about the story and write their ideas for them on the sheet.

### Art-

Use the matchbox template to make a matchbox. You can colour and draw patterns on the template before you fold and stick it together. You could also stick sequins or glitter or bits of tin foil onto your box to make it sparkle!

	English	Maths	The wider curriculum
Friday	<p><b>Reading</b></p> <p>* Explore the links to online books from the class newsletter. Choose a book to read.</p> <p>**Explore the links to online books from the class newsletter. Choose a book to read and complete one of the activities on the website.</p> <p>***Explore the links to online books from the class newsletter. Choose a book to read and complete one of the activities on the website. Send us a message on Class Dojo telling us if you enjoyed the book or not. Why did/didn't you?</p> <p><b>Writing</b></p> <p>Goldilocks did several naughty things in the story. What things did she do wrong? (Went into their house without asking, ate their porridge, broke the chair and slept in the bed). Goldilocks feels sorry for the things she did and wants to write a sorry letter to the bears.</p> <p>*Pretend to be Goldilocks. Verbally make up and record yourself saying sorry to the bears. On the writing frame write the word 'sorry' using the sounds that we have already learned.</p> <p>**Write a sorry letter to the bears using the writing frame. Choose 1 thing to say sorry for. Don't forget to use a capital letter and full stop.</p> <p>***Write a sorry letter to the bears using the writing frame. Choose 2 or more</p>	<p>Watch the White Rose Maths- Alive in 5- week 3-session 5 video and complete the activity.  <a href="#">Alive in 5! - Week 3   White Rose Maths</a></p> <p>All- Have a go at making your own playdough. Measure the ingredients carefully. You could add some food colouring or glitter to make your playdough more exciting.</p> <p><b>Challenge!</b> Think about other times you need to measure ingredients. Baking is a good one. Have a go at baking cakes or biscuits.</p>	<p><u>Physical development</u>- Exercise with Joe Wicks on Youtube. It is live at 9:00am but you can access it any time after that.</p> <p><u>Personal, social, educational development</u>-Follow the link to our Scarf home learning.Select 3-5 year olds. Complete keeping myself safe- Activity 2- Make a bedtime star. Discuss the importance of sleep then make a bedtime star.</p> <p><a href="#">SCARF at Home: Keeping Myself Safe - activities for 3-5 year-olds (coramlifeeducation.org.uk)</a></p>

things to say sorry for. Don't forget to use capital letters and full stops.

---

**Phonics**

Play Space race on Phonics Play

[www.phonicsplay.co.uk](http://www.phonicsplay.co.uk)

- Phase 2 or 3 (choose). Have a go at spelling the words spoken.

Re-cap the sounds learned this week.

Practice writing them. Can you find them in a book or see them around you?

Practice writing words using the sounds learned this week.

Make sure you know the Phase 2 and Phase 3 tricky words.