



Hatherleigh Community Primary School Home Learning

**Week Beginning: 1st March '21
Beeches (Year 5)**


Welcome to the last week of remote learning!! Well done, you have all worked very hard this term and I have seen some really great, creative work being produced. This week Mr Lea and I have set Maths and English as normal but in the afternoons the whole school will be doing fair trade activities. Feel free to do these in any order you wish though the children coming into school will be doing them in the order on the plan.

Friday is world book day so the whole school will be doing book related activities for the whole day as well as dressing up as a book character. It would be great to see some of you at home joining in on this day's festivities and dressing up!

Mrs Tucker says she has a costume for me but it is a surprise so I'm a bit nervous about what she is going to present me with!!

Have a great week and I will see you all on Monday 8th!!!

Mr P

	English	Maths	Science & the wider curriculum
Mon 1st Mar	<p><u>Reading (20 mins)</u> Please remember to read and/or listen to a book for 20 to 30 mins each day. When possible please talk to an adult about what you have read.</p> <p><u>Spelling (10 mins)</u> Personal Spelling Lists Use this last week of remote learning to really get to the bottom of your personal spelling lists. Spend this week concentrating on a group of spellings that you have found particularly tricky and practise them using your preferred strategy.</p> <p>Ask those around you to do random spot tests of one or more words at a time.</p>	<p><u>Maths; Measurements, Perimeter, Area and Volume</u> Learning Objective: Finding area of parallelograms.</p> <p>This week we will be exploring the area of different shapes and the volume of shapes.</p> <p>Reminder; The formula to find the area of a rectangle is 'width multiplied by the height'.</p> <div style="text-align: center;">  </div> <p>$A \times B = \text{Area}$</p> <p>The formula for the area of a triangle is $\frac{1}{2}$ width x height.</p>	<p>See the Monday Fair Trade Activity sheet</p>

Try them in the car, when out for exercise, doing the washing up. Any opportunity to have a quick practise of your spellings.

Text

Learning phase: grammar focus

On Friday we introduced the “Wardrobe of voices”. This leads us into our grammar work this week, which is all about how to write using a formal and authoritative voice.

Today, we are going to think about either Active and Passive voice (year 5) or the Subjunctive mood (year 6). These are only suggestions; you might prefer to learn about both. If you are in year 6 and you want a refresher, you might prefer to do the Active and Passive voice.

Active / Passive:

Use the powerpoint (PDF also available if you can't view powerpoints) Monday active/passive. There are questions for you to do as you go along.

Subjunctive:

Watch the video on the subjunctive mood. There are questions for you to do as you go along.

All: Watch the video “The active / passive rap” to refresh yourself:

<https://www.youtube.com/watch?v=sdjJQCbO8nU>

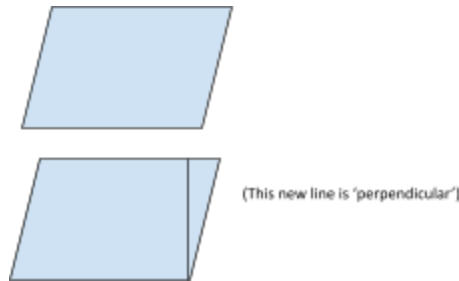


$$\frac{1}{2} (A \times B) = \text{Area}$$

Task 1

Draw a parallelogram.

Then draw a straight line up from the bottom corner. Cut out the triangle and move it to the other side of the shape. (See video for a better explanation)



Task 2

Draw more parallelograms and investigate if they all work the same.

Task 3

1. Consider how this activity will help you work out the area of a parallelogram.
2. Show the formula for the area of a parallelogram.
3. What does 'perpendicular' mean? (Used last week as well)

Task 4

Complete worksheets - All

Task 5 (Optional)

Complete worksheets - **/**

	English	Maths	Science & the wider curriculum
Tues 2nd Mar	<p><u>Reading (20 mins)</u> Please remember to read and/or listen to a book for 20 to 30 mins each day. When possible please talk to an adult about what you have read.</p> <p><u>Spelling (10 mins)</u> Personal Spelling Lists Use this last week of remote learning to really get to the bottom of your personal spelling lists. Spend this week concentrating on a group of spellings that you have found particularly tricky and practise them using your preferred strategy.</p> <p>Ask those around you to do random spot tests of one or more words at a time. Try them in the car, when out for exercise, doing the washing up. Any opportunity to have a quick practise of your spellings.</p> <p><u>Text</u> Consolidate our knowledge of the active and passive voice and the subjunctive mood by completing these worksheets, Use the resource Tuesday English active/passive or Tuesday English subjunctive mood.</p>	<p><u>Maths; Measurements, Perimeter, Area and Volume</u> Learning Objective: Exploring area of irregular shapes. Reminder; Try to split shapes into smaller parts that you can find the area of and combine these areas to find the overall total.</p> <p>Task 1 Complete Worksheet - All Find the area of the areas shaded in grey.</p> <p>Task 2 Create your own irregular shapes and show how to find the area.</p>	See the Tuesday Fair Trade Activity sheet
	English	Maths	Science & the wider curriculum

**Wed
3rd Mar**

Reading

Please remember to read and/or listen to a book for 20 to 30 mins each day.
When possible please talk to an adult about what you have read.

Spelling (10 mins)

Personal Spelling Lists

Use this last week of remote learning to really get to the bottom of your personal spelling lists.

Spend this week concentrating on a group of spellings that you have found particularly tricky and practise them using your preferred strategy.

Ask those around you to do random spot tests of one or more words at a time.

Try them in the car, when out for exercise, doing the washing up. Any opportunity to have a quick practise of your spellings.

Text

Writerly knowledge - back to the book

A writerly knowledge grid has three headings. It lists text features, the effect of the text feature, and some examples.

I have usually included one example from the text; your job is to find some more and copy them down.

Don't spend too much time looking for examples of the subjunctive; it is essential that you understand that this type of writing be used sparingly! (There are only two examples in the book as far as I know).
Use the document Wednesday English.

Maths; Measurements, Perimeter, Area and Volume

Learning Objective: Exploring volume.
Reminder; Volume is the amount of solid space a 3D shape takes up.
Capacity is the amount a container can hold.

Task 1

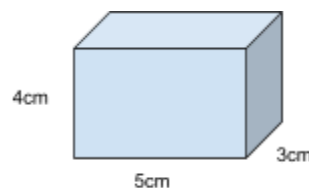
If you have cubes (lego cubes or multilink) build shapes and complete a table like the one below. (See video)

	Cubes high	Cubes long	Cubes wide	Total number of cubes
Shape A				
Shape B				
Shape C				

Task 2

The volume of a shape is found by multiplying the width and length (just like for area) and then multiply it by the height. (See video)

Find the volume of a shape of the shape below. (Remember to show the measurement in cm^3 .)



Task 3

Complete worksheet - All

See the Wednesday Fair Trade Activity sheet.

	English	Maths	Science & the wider curriculum
Thurs 4th Mar	<p>Reading Please remember to read and/or listen to a book for 20 to 30 mins each day. When possible please talk to an adult about what you have read.</p> <p><u>Spelling (10 mins)</u> Personal Spelling Lists Use this last week of remote learning to really get to the bottom of your personal spelling lists. Spend this week concentrating on a group of spellings that you have found particularly tricky and practise them using your preferred strategy.</p> <p>Ask those around you to do random spot tests of one or more words at a time. Try them in the car, when out for exercise, doing the washing up. Any opportunity to have a quick practise of your spellings.</p> <p>Text Start collecting your own ideas for an “ology” book of your own.</p> <p>Decide on a mythical creature that you would like to write about next week.</p> <p>You will need to have some knowledge of them (either from what is traditionally believed about them, like the idea that dragons hoard treasure, or just made up)</p> <p>Use the boxing up planning sheet Thursday English to help you plan your text. This is just a guide; if you prefer to plan differently that’s up to you.</p>	<p><u>Maths; Measurements, Perimeter, Area and Volume</u> Learning Objective: Continue exploring volume</p> <p>Task 1 Watch Video link https://vimeo.com/508507370</p> <p>Task 2 Complete Thursday Worksheet - All</p> <p>Task 3 - Optional Measure cuboid objects around your house/room. Calculate the volume of each object.</p>	<p>See the Thursday Fair Trade Activity sheet</p>

	English	Maths	Science & the wider curriculum
Fri 5th Mar	<p>World Book Day. Look at the activity sheet in the resources with tasks for today. You can choose as many as you like but I would like to see at least 3 as you would usually have 3 lessons. Please send in your photos and if you are happy for them to go on the school website do email to Pupils@hatherleigh-pri.devon.sch.uk or let me know and I will take it from your Dojo page.</p> <p>Enjoy as many of the stories read by staff as you would like, the links are on Dojo.</p> <p>How many of the book titles can you work out? Send your answers to Pupils@hatherleigh-pri.devon.sch.uk for a chance to win a certificate.</p>		