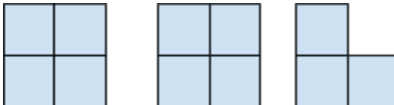






**Hatherleigh Community Primary School**  
**Home Learning**

**Week Beginning: 8th February '21**  
**Beeches (Year 5)**


	English	Maths	Science & the wider curriculum																														
<p><b>Yr 5</b>  <b>Mon</b>  <b>8th Feb</b></p>	<p><b>Reading (20 mins)</b>            Please remember to read and/or listen to a book for 20 to 30 mins each day.            When possible please talk to an adult about what you have read.</p> <p>Pick a descriptive word from the text, write it down and use a thesaurus to write down five synonyms and antonyms for that word.</p> <p><b>Spelling (10 mins)</b>            Use the grid below to find as many words as you can. eg geographer</p> <table border="1" style="width: 100%; text-align: center;"> <tr> <td>photo</td> <td></td> <td></td> <td></td> <td></td> </tr> <tr> <td>calli</td> <td></td> <td>y</td> <td></td> <td></td> </tr> <tr> <td>para</td> <td>graph</td> <td>ic</td> <td>al</td> <td>ly</td> </tr> <tr> <td>geo</td> <td></td> <td>er</td> <td></td> <td></td> </tr> <tr> <td>tele</td> <td></td> <td>s</td> <td></td> <td></td> </tr> <tr> <td>auto</td> <td></td> <td></td> <td></td> <td></td> </tr> </table> <p><b>Text Work</b>            Learning Objective: To learn about the poet Benjamin Zephaniah</p>	photo					calli		y			para	graph	ic	al	ly	geo		er			tele		s			auto					<p><b>Maths; Fractions</b>            Learning Objective: Turning mixed fractions into Improper fractions</p> <p>Last week you started turning Improper fractions (when the numerator is larger than the denominator) into mixed fractions (a mixture of a whole number and a fraction). Today we will start doing this in reverse.</p> <p><b>Task 1</b>            Find three ways to show <math>2\frac{3}{4}</math> then turn this into the improper fraction <math>\frac{11}{4}</math>.            e.g. 2 cakes and <math>\frac{3}{4}</math> of a cake</p>  <p>Then cut the cakes into quarters. So <math>\frac{11}{4}</math>.</p>  <p><b>Task 2</b>            Watch the video link  <a href="https://vimeo.com/500361175">https://vimeo.com/500361175</a></p> <p><b>Task 3</b>            Complete Monday - All Worksheet</p>	<p><b>Topic - History/Geography - British Empire</b>            Learning Objective: To gain an understanding of the British Empire and Slavery</p> <p>The Atlantic slave trade or <b>triangular trade</b> involved the forced enslavement of many millions of Africans and their transport to the Americas, where they were made to work without wages in often inhumane conditions. The trade was at its height during the <b>18th century</b> when Britain was the most active trading nation. The cost of the slave trade in terms of <b>human suffering</b> can not be calculated.</p> <ol style="list-style-type: none"> <li><b>African kings and merchants sold captured enemies or criminals to the European traders.</b> Sometimes they had to sell slaves or risk being taken captive themselves.</li> <li>Approximately <b>12 million people</b> were enslaved as a result of the Atlantic slave trade.</li> <li>The journey between Africa and the Americas, the so-called <b>middle passage</b>, took an average of seven weeks.</li> <li>Approximately <b>15% of slaves died</b> whilst being transported to the Americas.</li> <li>Slaves were often <b>captured</b> inland and were marched for many weeks to reach the coast. There they were <b>imprisoned</b> in forts called factories awaiting shipping across the Atlantic.</li> <li>Slaves were tightly packed on board ships which could carry between 350 and 600 people, with as little as 4 feet of space. The <b>unsanitary conditions</b> led to the spread of disease and many slaves attempted to starve themselves or became very depressed. Some tried to jump overboard.</li> </ol> <p><b>Task 1</b>            Read the presentation (Monday Yr 5 Topic Slave Trade Triangle)</p>
photo																																	
calli		y																															
para	graph	ic	al	ly																													
geo		er																															
tele		s																															
auto																																	

	<p>This week we will be learning the poet Benjamin Zephaniah and his poem 'The British'. This links with our topic work on the British Empire and our work on instructions.</p> <p><b>Task</b> Watch the video link below. As you go through the video there will be questions for you to answer. Please post your responses onto Dojo.</p> <p><a href="#">Completed: To learn about a poet and the historical context of a poem</a></p> <p>A copy of the poem is also on the school website.</p> <p><b>Optional Activity</b> Under the poem are some extra questions and activities you may wish to complete.</p>	<p><b>Task 4 Optional</b> Complete Monday ** or *** Worksheet</p>	<p><b>Task 2</b> Label the map with the journey the slave ships took, including what their shipment was through each part of the journey. (Monday Yr 5 Slave Triangle Trade Label Map)</p> <p><b>PSHE</b> This week I would like you to complete <b>Activity 4</b> in the SCARF At Home planning. (Don't worry that we haven't yet looked at activity 3 as we will come back to that another time.) It is all about keeping ourselves safe on-line. On Tuesday it is Internet Safety Day so you may like to complete the work then. However there is a lot to look at in this activity (including a few games to play) so to reduce your screen time you may wish to spread the work through the week and look at a little bit each day. Here is the link to the activity:</p> <p><a href="http://www.coramlifeeducation.org.uk/scarf/home-learning-unit-3-Keeping-Myself-Safe-activities-during-self-isolation">http://www.coramlifeeducation.org.uk/scarf/home-learning-unit-3-Keeping-Myself-Safe-activities-during-self-isolation</a></p> <p>As there is a lot to look at I'm not going to ask you to do any extra PSHE activities this week. However it might be interesting to speak to the adults around you and find out what they are doing to ensure you are safe on-line and when you are using computers or gaming equipment at home.</p> <p>Once you have finished your home learning make sure you do something away from screens 'just for fun' too!</p> <p><b>PE</b> Complete today's Joe Wicks Workout. <a href="https://www.youtube.com/watch?v=I9sciRMnE1c">https://www.youtube.com/watch?v=I9sciRMnE1c</a> Or Complete 30 mins of exercise that gets you out of breath e.g. go for a bike ride, go for a run on the moor.</p>
--	--	---	---

	English	Maths	Science & the wider curriculum
<p><b>Yr 5</b> <b>Tues</b> <b>9th Feb</b></p>	<p><b><u>Reading (20 mins)</u></b> Please remember to read and/or listen to a book for 20 to 30 mins each day. List the words and phrases used to create an atmosphere, such as 'scary' or 'spookiness' 'tension' 'relaxed' etc</p> <p><b><u>Spelling (10 mins)</u></b> <b>Spelling Test</b> Ask an adult/friend to test you on these multi-morpheme words</p> <p>constructively re-enveloping exception quadrisect</p> <p>Examine how these words have been put together.</p> <p><b><u>Text Work</u></b> Learning Objective: To read and analyse a poem</p> <p>Today you will learn about Benjamin Zephaniah's poem 'The British', considering what it is about, why he wrote it and what your response is to it.</p> <p><b>Task</b> Watch the video link below. As you go through the video there will be questions for you to answer. Please post your responses onto Dojo.</p> <p><a href="#">Lesson 2 To read and analyse a poem 16m video</a></p>	<p><b><u>Maths; Fractions</u></b> Learning Objective; Compare and order fractions</p> <p><b>Task 1</b> Complete the sequences.</p> <p><math>\frac{3}{4}, \frac{\square}{\square}, 1\frac{3}{4}, 2\frac{1}{4}</math>                      <math>\frac{\square}{\square}, 3\frac{1}{3}, \frac{\square}{\square}, 2\frac{2}{3}</math></p> <p><math>\frac{\square}{\square}, 5\frac{1}{2}, 5\frac{7}{10}, 5\frac{9}{10}</math>                      <math>\frac{3}{5}, \frac{\square}{\square}, \frac{\square}{\square}, 3</math></p> <p><b>Task 2</b> Watch video link <a href="https://vimeo.com/500362215">https://vimeo.com/500362215</a></p> <p><b>Task 3</b> Complete Tuesday - All Worksheet</p> <p><b>Task 4 Optional</b> Complete Tuesday ** and *** Worksheet</p>	<p><b><u>French</u></b> See the 'Dictionary Work on Food' Worksheet on the website.</p> <p><b><u>ICT</u></b> 9th February is Internet safety day. Below are two BBC videos with advise on how to stay safe online; particularly important right now.</p> <p>Please watch these videos. <a href="https://youtu.be/GAXBz5kC3CQ">https://youtu.be/GAXBz5kC3CQ</a> <a href="https://youtu.be/gMZuObBv8uM">https://youtu.be/gMZuObBv8uM</a></p> <p><b>Optional</b> - Create a poster showing how to stay safe online, especially during lockdown.</p>

	English	Maths	Science & the wider curriculum
Yr 5 Wed 10th Feb	<p><b><u>Reading (20 mins)</u></b> Please remember to read and/or listen to a book for 20 to 30 mins each day. Choose a descriptive passage and make a list of examples of vivid imagery – similes, metaphors, alliteration, powerful verbs, adjectives and adverbs etc</p> <p><b><u>Spelling (10 mins)</u></b> <b>Personal Spelling Lists</b> Practise own spellings using your preferred strategy.</p> <p>By the end of lockdown try to have learnt all the spellings in your list. If you have already learnt all the Yr 5 and 6 words try to find interesting words in a dictionary. (Try to find words that would be good to include in your own writing)</p> <p><b><u>Text Work</u></b> Learning Objective; <i>To explore the writer's purpose.</i></p> <p>In today's lesson you will learn about why Benjamin Zephaniah wrote his poem 'The British' and the reasons he made particular language choices.</p> <p><a href="#">Lesson 3 To explore the writer's purpose 17m video</a></p>	<p><b><u>Maths; Fractions</u></b> Learning Objective; Compare and Order fractions</p> <p><b>Task 1</b> Review yesterday's learning</p> <p>Ron makes <math>\frac{3}{4}</math> and <math>\frac{3}{8}</math> out of cubes.</p>  <p>He thinks that <math>\frac{3}{8}</math> is equal to <math>\frac{3}{4}</math></p> <p>Do you agree? Explain your answer.</p> <p><b>Task 2</b> Watch video link <a href="https://vimeo.com/500382050">https://vimeo.com/500382050</a></p> <p><b>Task 3</b> Complete Wednesday - All Worksheet</p> <p><b>Task 4 Optional</b> Complete Wednesday ** and *** Worksheet</p>	<p><b><u>PE</u></b> Complete today's Joe Wicks Workout. <a href="https://www.youtube.com/watch?v=I9sciRMnE1c">https://www.youtube.com/watch?v=I9sciRMnE1c</a> Or Complete 30 mins of exercise that gets you out of breath e.g. go for a bike ride, go for a run on the moor.</p> <p><b><u>Science</u></b> LO Describe the movement of the Moon relative to the Earth.</p> <p>Use relevant scientific language and illustrations to discuss, communicate and justify their scientific ideas, use oral and written forms such as displays and other presentations to report conclusions.</p> <p>Key Vocabulary: Rotate, orbit, axis, face, Sun, Earth, Moon. In week one you should have started a moon diary which should be now finished.</p> <p>What do you notice about the shape of the moon? Why does this happen. Look at the linked PowerPoint to help you begin to understand how the moon moves in relation to the Earth. It also explains the phases of the moon.</p> <p>Activities: You could write an explanation or give a presentation to explain your understanding of the phases of the moon. It's up to you how you show your learning - I am sure that you can think of some great ways.</p> <p>That is now the end of the unit on Earth and space. What was the most interesting thing you learnt? Which was the best activity?</p> <p>If you have enjoyed learning about Earth and space you could make a quiz for one of your friends to have a go at.</p>

	English	Maths	Science & the wider curriculum
<p><b>Yr 5</b> <b>Thurs</b> <b>11th Feb</b></p>	<p><b><u>Reading (20 mins)</u></b> Please remember to read and/or listen to a book for 20 to 30 mins each day. Re-read a chapter - pick out 10 words that you feel are powerful words and that you could use in your own writing.</p> <p><b><u>Spelling (10 mins)</u></b> <b>Personal Spelling Lists</b> Practise own spellings using your preferred strategy.</p> <p><b><u>Text Work</u></b> Learning Objective: To answers questions on the poem and plan your own poem.</p> <p>In today's lesson you will getting to know the poem better and beginning to gather ideas for your own recipe poem.</p> <p><b>Task</b> Watch the video link below. As you go through the video there will be questions for you to answer. Please post your responses onto Dojo.</p> <p><a href="#">Lesson 4 To answer questions on a poem and to plan my own poem 18m video</a></p>	<p><b><u>Maths; Fractions</u></b> Learning Objective: Add and Subtract Fractions.</p> <p><b>Task 1</b> Review previous days learning</p> <p>Order the fractions from greatest to smallest using common denominators:</p> $\frac{8}{5}, \frac{11}{10} \text{ and } \frac{17}{20} \quad \leftarrow \quad 1\frac{2}{3}, 1\frac{7}{24} \text{ and } \frac{11}{12}$ $\frac{?}{20}, \frac{?}{20} \text{ and } \frac{?}{20}$ <p><b>Task 2</b> Watch video link <a href="https://vimeo.com/503132995">https://vimeo.com/503132995</a></p> <p><b>Task 3</b> Complete Thursday - All Worksheet</p> <p><b>Task 4 Optional</b> Complete ** and *** Worksheet</p>	<p><b><u>PE</u></b> Complete today's Joe Wicks Workout. <a href="https://www.youtube.com/watch?v=I9sciRMnE1c">https://www.youtube.com/watch?v=I9sciRMnE1c</a> Or Complete 30 mins of exercise that gets you out of breath e.g. go for a bike ride, go for a run on the moor.</p> <p><b><u>Art</u></b> 1 point perspective- a birds eye view of a city. <a href="https://www.youtube.com/watch?v=fnhWl2Z-Gw">https://www.youtube.com/watch?v=fnhWl2Z-Gw</a> This is a longer clip, once you get the idea you can skip forward a bit or follow it through whichever you prefer.</p>

	English	Maths	Science & the wider curriculum																														
<p><b>Yr 5 Fri 12th Feb</b></p>	<p><b>Reading (20 mins)</b> Please remember to read and/or listen to a book for 20 to 30 mins each day. Create a list of your favourite books. Create a list of books you want to read this year. We will put this together to create a class reading list.</p> <p><b>Spelling (10 mins)</b> Collect words that have these letter combinations that match the sounds in the first example.</p> <table border="1" data-bbox="224 534 945 944"> <thead> <tr> <th>'ie' long 'i'</th> <th>'ie' long 'e'</th> <th>'cei'</th> <th>'ei' long 'a'</th> <th>'ei' other</th> </tr> </thead> <tbody> <tr> <td>lie</td> <td>chief</td> <td>ceiling</td> <td>vein</td> <td>weird</td> </tr> <tr> <td></td> <td></td> <td></td> <td></td> <td></td> </tr> <tr> <td></td> <td></td> <td></td> <td></td> <td></td> </tr> <tr> <td></td> <td></td> <td></td> <td></td> <td></td> </tr> <tr> <td></td> <td></td> <td></td> <td></td> <td></td> </tr> </tbody> </table> <p><b>Text Work</b> Learning Objective: To write your own recipe poem.</p> <p>In today's lesson you will be writing your own version of a recipe poem. This could be about any group of people. It could be children of a school, players in a sports team, teacher's in a school or any other groups of your choice.</p> <p><b>Task</b> Watch the video link below. As you go through the video there will be questions for you to answer. Please post your responses onto Dojo. <a href="#">Lesson 5 To write my own recipe poem 13m video</a></p>	'ie' long 'i'	'ie' long 'e'	'cei'	'ei' long 'a'	'ei' other	lie	chief	ceiling	vein	weird																					<p><b>Maths; Fractions</b> Learning Objective: Adding and Subtracting fractions.</p> <p><b>Task 1</b> Review learning Here is a bar model to calculate <math>\frac{3}{5} + \frac{4}{5}</math></p>  $\frac{3}{5} + \frac{4}{5} = \frac{7}{5} = 1 \frac{2}{5}$ <p>Use a bar model to solve the calculations:</p> $\frac{3}{8} + \frac{3}{8} \qquad \frac{5}{6} + \frac{1}{6} \qquad \frac{5}{3} + \frac{5}{3}$ <p><b>Task 2</b> Watch video link <a href="https://vimeo.com/503393745">https://vimeo.com/503393745</a></p> <p><b>Task 3</b> Complete Thursday - All Worksheet</p> <p><b>Task 4 Optional</b> Complete ** and *** Worksheet</p>	<p><b>PE</b> Complete today's Joe Wicks Workout. <a href="https://www.youtube.com/watch?v=l9sciRMnE1c">https://www.youtube.com/watch?v=l9sciRMnE1c</a> Or Complete 30 mins of exercise that gets you out of breath e.g. go for a bike ride, go for a run on the moor.</p> <p><b>Break</b> Have a break from screens and do something different, creative and/or exciting.</p>
'ie' long 'i'	'ie' long 'e'	'cei'	'ei' long 'a'	'ei' other																													
lie	chief	ceiling	vein	weird																													

