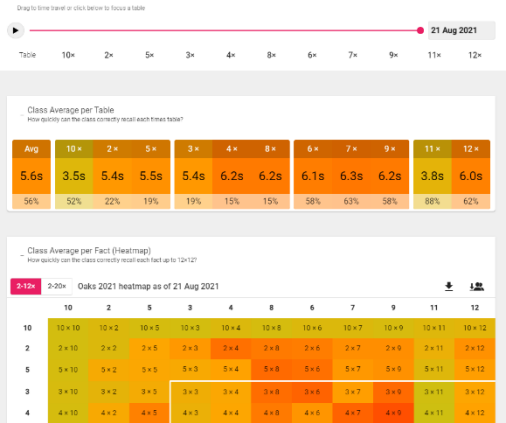


Times Table Rock Star

Times Table Rockstars

Fluency tab

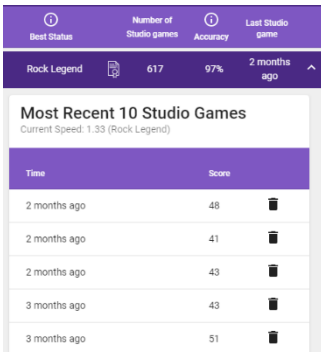
This can be used for individuals as well as a class to show progression and show where their strengths are and the times table facts that they need to work on. We encourage the older children to know how to find this for themselves as it really shows where they need to focus but also the fact that they know more tables than they think.



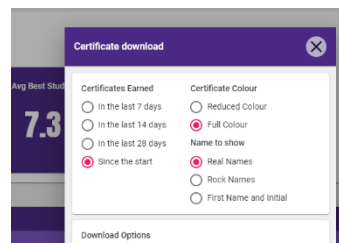

Click the 'play' arrow for it to show them in colour, the progress they are making.

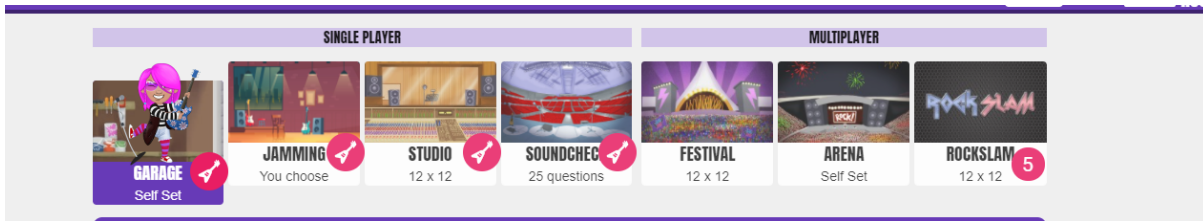
Studio

The data shown will give specific timings for when they have played in Studio. By clicking the arrow next to the last Studio game you see the last 10 games. You can also see their recent scores compared to their baseline when they first did a Studio game. It also shows you when the children last logged on.



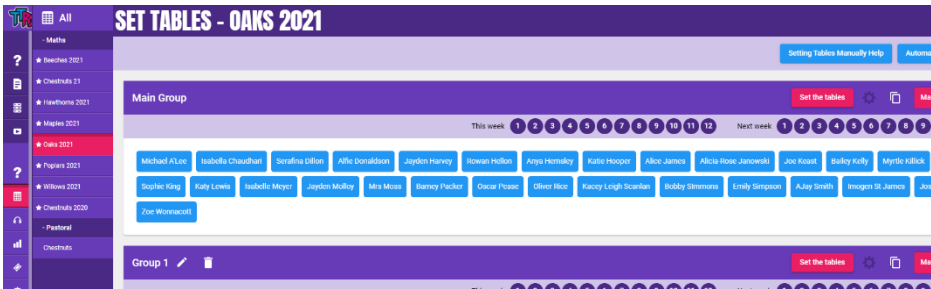
At school we can see this information and shows who has a new speed.





Garage

This allows us to set individual tables so your child can focus on one times table at a time. These will be changed regularly but the children can ask their teacher if they want it changed . T



Soundcheck

More of a focus for year 3 and 4 as it set like the Multiplication Check that children take at the end of Year 4.

Rockslam

For the more competitive they can challenge children within school and challenge staff who have registered.

Jamming

This was new last year and allows the children to choose the tables they want to be asked and avoids the time pressure that is in Garage.

