



## Hatherleigh Community Primary School

### Home learning      Week beginning 1st February 2021 - Mental Health Week

Hello Oaks,

This week is Mental Health Week, the theme for this year is **Express Yourself**. Expressing yourself is about finding ways to share feelings, thoughts, or ideas, through creativity. This could be through art, music, writing and poetry, dance and drama, photography and film, and doing activities that make you feel good. Many of the afternoon activities will be based upon Mental Health, and having time away from screens and doing things that make you happy.

The Live sessions that will be taking place will be Guided Reading. They will take place on Tues, Wed and Thurs at 11.30 for about 20-30 minutes. The sessions will be split into 1 star, 2 star and 3 star with each star having a different text to read. You'll find the texts on the website. Most of the children should know which star to choose from, but if you're unsure please send me a message via Dojo or an email. When your child has chosen their star, they need to read the text and answer the questions. Please be aware that these comprehension activities do have the answers at the bottom! In the live session we will read the text again and discuss the children's answers, so having the text, answers and a pencil to hand would be good.

I will open the meeting 5 minutes before, so all you need to do is click the Meet Link on our Google Classroom.

# Oaks 2021

Class code cwq3m4j 

Meet link <https://meet.google.com/cep3qdykdg> 

Please don't forget to upload your work to Dojo or the Yearfour@ email.

I hope you have a brilliant week!

Mrs Baker

Year 4	English	Maths	Science & the wider curriculum
<p><b>Monday</b></p>	<p><b>Reading</b> - Read for 15 minutes per day either with an adult or sibling, or by yourself. Try recording yourself reading your favourite book or chapter and send it to someone like a friend or grandparent, or even me!</p> <p>(Here's chapter 1, in case you can't remember the story!  <a href="https://www.youtube.com/watch?v=wbMjyCvH_y4">https://www.youtube.com/watch?v=wbMjyCvH_y4</a> )</p> <p><b>English</b> - The Firework-Maker's Daughter by Philip Pullman</p> <p><i>I am learning to write in character, thinking about their feelings, thoughts and motives.</i></p> <p>For this lesson I would like you to either listen or read chapter 2 of the story. Here is a link to listen to the story  <a href="https://www.youtube.com/watch?v=A03D0AxRm18">https://www.youtube.com/watch?v=A03D0AxRm18</a></p> <p>Or you will find chapter 2 on our Google Classroom under English.</p> <p>Reread the letter that Lila writes to her father on page 16-17 or pause the video at 1minute 20seconds. Think about everything that we have learned about Lila so far and imagine that you are her. Think about these questions: either write down your answers or talk to an adult; why is it so short and what does this show about how Lila is</p>	<p>This is our final week on Division and Multiplication.</p> <p>* - I can divide by 2  <a href="https://vimeo.com/498260506">https://vimeo.com/498260506</a>            Have a go at completing the activity sheet independently. Remember you can use items such as dry pasta to help you solve these problems.</p> <p>**/** - I can multiply 2 digits by 1 digit  <a href="https://vimeo.com/492463370">https://vimeo.com/492463370</a></p> <p>** - complete questions 1-3            *** - complete both sides</p>	<p>These activities you can complete in any order you wish!</p> <p><b>PE</b> - Joe Wick will be continuing to do live sessions on Monday, Wednesday and Friday mornings at 9am. If you fancy trying something new, have a look at the link below.            Craig and Mr Mercy have been busy creating a collection of videos and challenges to help you keep active. You can find these on our class page on the school website.</p> <p><b>French</b> -            You'll find your two activity sheets on the website.</p> <p><b>PSHE</b> - I am an amazing person. To start our Mental Health Week, I want to help you all realise how brilliant and fantastic you all are! All of you are amazing in so many different ways!            Really try and think carefully about each balloon sentence starter, make it personal to you. For example, my special talent is to make people smile even when they are feeling sad.</p>

feeling? Why has she chosen to sign off in the manner she has? How is Lila feeling at this point?

Now you are going to write a longer letter in role as Lila to her father, explaining your feelings in greater detail.

\* - 1 paragraph, think carefully about how she is feeling and why she is leaving.

2 and 3 stars, read my letter example (you don't need to print this)

\*\* - 2 paragraphs

\*\*\* - 3 or more paragraphs, to include a rhetorical question

**Spelling** - Learn and practise these words for our Science lessons.



observation, details, identify, classify, invertebrate

-Pyramid words

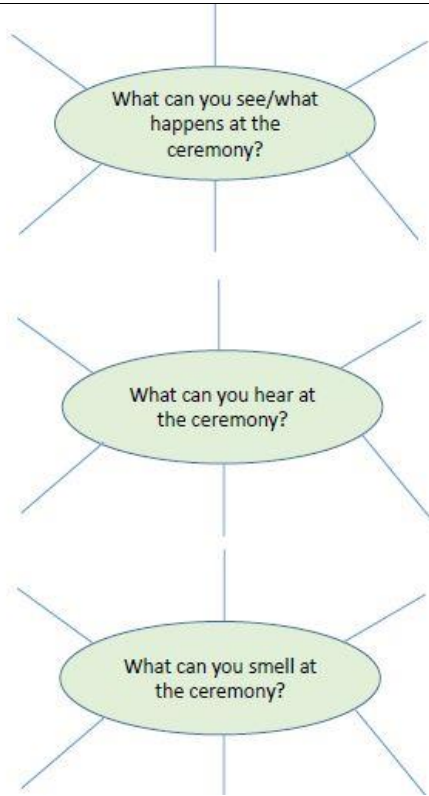
-Rainbow letters

-Draw around the word to show the shape of the letters

-Word scribble

	English	Maths	Science & the wider curriculum
<b>Tuesday</b>	<p><b>Guided Reading Live Session</b> - 3 star text/children. Please make sure you have read the text and you are logged on at 11.30.</p> <p><b>English-</b> <i>I can explore fronted adverbials</i> This lesson will help you with your next lesson. <a href="https://classroom.thenational.academy/lessons/to-explore-fronted-adverbials-71h64t">https://classroom.thenational.academy/lessons/to-explore-fronted-adverbials-71h64t</a> Follow the link, you will need a pen and paper.</p> <p><b>Spelling</b> - suffixes <i>I can explore the suffixes -ful and -less</i> <a href="https://classroom.thenational.academy/lessons/to-investigate-suffixes-ful-and-less-suffixes-6gwp8d">https://classroom.thenational.academy/lessons/to-investigate-suffixes-ful-and-less-suffixes-6gwp8d</a></p>	<p>* - I know the different between odd and even numbers <a href="https://vimeo.com/498261586">https://vimeo.com/498261586</a> Complete the activity sheet.</p> <p>**/** - I can multiply 3 digits by 1 digit <a href="https://vimeo.com/492456871">https://vimeo.com/492456871</a> ** - complete questions 1-4 *** - complete all questions</p>	<p><b>PSHE - Mental Health Week - Express Yourself!</b> Today I would like you to design your own coat of arms/shield to promote perseverance and not giving up! Here are some examples below, the first is the coat of arms comes from the Royal family and the other from Hogwarts. There's a blank shield on the website for you to decorate however you wish. You could have key words in each quarter such as resilience, determination, perseverance, positivity ect. As you can see with both of these designs, they are very detailed and full of colour. I'm really looking forward to seeing what you come up, make sure they are carefully colour in and clear to read.</p>  

	English	Maths	Science & the wider curriculum
Wednesday	<p><b>Guided Reading Live Session</b> - 2 star text/children. Please make sure you have read the text and you are logged on at 11.30.</p> <p><b>English</b> - Read or listen to chapter 3 of The Firework-Maker's Daughter.  <a href="https://www.youtube.com/watch?v=C8w9JjVVdo4&amp;list=TLPQMzEwMTlwMjH3Rkb3lY2uOw&amp;index=2">https://www.youtube.com/watch?v=C8w9JjVVdo4&amp;list=TLPQMzEwMTlwMjH3Rkb3lY2uOw&amp;index=2</a>            You'll find the pictures from the book on our Google Classroom if you prefer to read the chapter yourself.</p> <p>Today we are going to focus on the Ceremony of the Full Moon. List some of the things that happen at the ceremony (food stalls, burning incense, music played etc.) Imagine what it would be like to be there in the story. Create a spider diagram per sense/s of the activities (see below). You can also skim and scan pages 51 – 53 to collect ideas.</p> <p>You will need these spider diagrams for tomorrow's session</p> <p>EXT: what do you think the atmosphere of one of these parties would be like?</p>	<p>* - I can divide by 5  <a href="https://vimeo.com/498262138">https://vimeo.com/498262138</a>            Again don't forget you can use dry pasta or a collection of small toys to help you with your calculations.</p> <p>**/** - I can divide 2 digits by 1 digit  <a href="https://vimeo.com/497573248">https://vimeo.com/497573248</a>            Give this a good go, we will be looking at dividing 2 digits by 1 digit tomorrow. So don't panic is you're finding it a bit tricky.</p>	<p><b>Science/Art</b> - Living Things  <i>I can look at the work of artist Levon Biss and to record the details of local living things using close observational drawings.</i></p> <p>Today we are going to be exploring the artist Levon Biss and his extraordinary photography.</p> <p>First have a look through the PowerPoint, then click the link on the final slide to go to Levon Biss's website and watch the clip about his amazing work.</p> <p><a href="http://microsculpture.net/">http://microsculpture.net/</a> (here's the link)</p> <p>I'm sure you'll agree with me, it's pretty spectacular!</p> <p>Now, I'd like you to have a go at creating your own observational drawing on an insect on a large scale. Either using one of the insect pictures I've given you or your own. Follow the instructions on the sheet. Remember to use a ruler to divide up the picture.</p>



**Spelling** - Practise your -ful and -less spellings from yesterday in any way you'd like. I really enjoy doing scribbles!

**Outdoor Education** - No screens needed!  
Each week I will give you an outdoor activity for you to try. Today's is star gazing! I find it very peaceful yet exciting to look up into the night's sky. Have a look at the moon, what shape is it? Can you find any constellations?

	English	Maths	Science & the wider curriculum
Thursday	<p><b>Guided Reading Live Session</b> - 1 star text/children. Please make sure you have read the text and you are logged on at 11.30.</p> <p><b>English</b> - <i>I can write a description of the Ceremony of the Full Moon using fronted adverbials.</i></p> <p>Today you will be writing a paragraph to describe what happens at the Ceremony of the Full Moon. Here's a list of examples of fronted adverbials, you're welcome to come up with your own. Remember you <u>don't</u> need to start each sentence with a fronted adverbial, use them when it is effective.</p> <p><u>When</u>  When Lalchand wasn't home...  Each day...  Next morning...</p> <p><u>How</u>  Gingerly...  Sprinting...  Suddenly...  Cautiously...  Without thinking...</p> <p><u>Where</u>  In the jungle...  Outside the city walls...  On the elephant's back...  Beside the stall...</p>	<p>* - I can divide numbers by 10  <a href="https://vimeo.com/498262386">https://vimeo.com/498262386</a>  Complete the activity sheet alongside the video.</p> <p>**/** - I can divide 2 digits by 1 digit (continued)  <a href="https://vimeo.com/497936690">https://vimeo.com/497936690</a>  ** - Complete the first page only  *** - Complete both sides</p>	<p><b>Mental Health Week</b>  As you are hopefully already aware this week is Children's mental health week and the theme is 'express yourself'. This afternoon we would like you to have time away from a screen and do something that you enjoy that will support your mental well-being. You might like to ride your bike, read a book, play a board game or do some painting. Whatever you choose to do please relax and enjoy it.</p> <p>We would love to put some photographs onto the website so if you would like your photograph included please e-mail it to your class e-mail address. It would be lovely to see some of the things you enjoy doing as a family so please feel free to get involved too parents!</p>

	English	Maths	Science & the wider curriculum
<b>Friday</b>	<p><b>Reading</b> - Read for 15 minutes per day either with an adult or sibling, or by yourself.</p> <p><b>English</b> - <i>I can use a dictionary and or a thesaurus in order to extend and improve my vocabulary.</i></p> <p>rambunctious charismatic extroverted Using a dictionary, look up the meaning of these words.</p> <p>Now you know the meaning of these words, which character do you think these words best fit?</p> <p>For the main activity today, I'd like you to pick a character and think of a few words to describe them and their personality. Then using a thesaurus, come up synonyms. For tricky words, I would like you to write a definition next to the word. When you have finished picked 5 words which you think best describe this character.</p> <p><b>Spelling</b> - Play and practice! <a href="http://www.ictgames.com/mobilePage/lcw/c/index.html">http://www.ictgames.com/mobilePage/lcw/c/index.html</a> * - Practice the Year 2 Tricky words **/** - Practice the Year 3/4 spellings</p>	<p>* - I can compare statements <a href="https://vimeo.com/485433674">https://vimeo.com/485433674</a> Follow the video, I recommend using dry pasta to help you solve each problem on the sheet.</p> <p>**/** - I can divide 3 digits by 1 digit <a href="https://vimeo.com/497992648">https://vimeo.com/497992648</a> ** - questions 1-5 *** - complete all questions</p>	<p><b>Topic - The Romans</b></p> <p><i>I can locate Rome on a map and explore how the Roman Empire expanded across Europe.</i></p> <p>First work your way through the PowerPoint, you don't need to print it out! Talk yourself through the questions and watch how the Roman Empire conquered many countries over a period of time.</p> <p>On the activity sheet, carefully label Rome and answer the questions below. Making yourself your colouring is very neat.</p> <p>Extra Dojo points, if you can name the countries conquered by the Roman Empire in both names!</p>